



**Government of Maharashtra**

**महाराष्ट्र शासन**

**STATE COMMON ENTRANCE TEST CELL**

**राज्य सामाईक प्रवेश परीक्षा कक्ष**

**Information Brochure for On-Line CET**

For

**First Year of Degree Course in Bachelor of Education leading to**

**B.Ed. (2Year Course) (Regular, Full Time)**

**General and Special Education Programmes**

**2016-2017**

**STATE COMMON ENTRANCE TEST CELL**

**305, Government Polytechnic Building,**

**49, Kherwadi, Ali Yavar Jung Marg, Bandra East,**

**Mumbai-400051 (Maharashtra State.) TELEPHONE NOS:+91-22-26476034/37**

E-MAIL:- [Maharashtra.cetcell@gmail.com](mailto:Maharashtra.cetcell@gmail.com)

WEBSITE:- <http://www.mahacet.org>

## INDEX

Sr. No.	ITEM	Page No.
1	Introduction	3
2	Competent Authority	3
3	Eligibility for Appearing to MAH-B.Ed. CET-2016	3-4
4	MH-B.Ed. CET-2016 Schedule	4
5	Examination Fees for MAH-B.Ed. CET-2016	4-5
6	Procedure for On-line Application Form Filling and Registration for MAH-B.Ed. CET-2016	5-6
7	Payment of Examination Fees	6
8	Guidelines for Scanning and Upload of Photograph and Signature	6-7
7	Download Hall Ticket through candidates Login	7-8
8	Identity Verification	8
9	Candidates Reporting Late	8
10	Test Centres for CET	8
11	Syllabus and Marking Scheme for MAH-B.Ed.CET-2016	9-10
12	Guidelines for persons with disabilities using a Scribe	10-11
13	Action against candidates found guilty of misconduct/ use of unfair means.	11
14	Sample Questions B.Ed. CET + ELCT	11-18
15	Details of On Line Examination	17-20
16	<b>Other Guidelines-Legal Jurisdiction-Govt..Resolutions/Notifications</b>	21
17	Post CET Process	21
18	Scribe Declaration Form	22-23

### Activities and Scheduled Dates

Sr. No.	ACTIVITY	SCHEDULE	
1	On Line Registration for MAH-B.Ed. CET2016 through Computer connected to Internet on the website <a href="http://www.dhepune.gov.in">www.dhepune.gov.in</a> // <a href="http://www.mahacet.org">www.mahacet.org</a>	First Date	Last Date
		04-05-2016	18-05-2016
2	Issue of Hall Ticket through login of successfully registered candidates	03-06-2016 on -wards	
3	Date of On-Line MAH-B.Ed. CET2016	Sunday 12-06-2016	
4	Declaration of result of the MAH-B.Ed. CET2016 on the website <a href="http://www.dhepune.gov.in">www.dhepune.gov.in</a> // <a href="http://www.mahacet.org">www.mahacet.org</a>	Up to 27-06-2016 5.00 P.M.	

**Important Note:** The schedule displayed above is provisional and Competent Authority may change the same under Unavoidable Circumstances. The revised schedule, if any, will be notified on [www.mahacet.org/](http://www.mahacet.org/) [http:// www.dhepune.gov.in](http://www.dhepune.gov.in)



महाराष्ट्र शासन  
Government of Maharashtra  
राज्य सामाईक प्रवेश परीक्षा कक्ष  
STATE COMMON ENTRANCE TEST CELL

---

1. **Introduction:**

Government of Maharashtra has established a State Common Entrance Test Cell (CET CELL) under Admission Regulatory Authority (ARA) as per the provision in Section 10 of Maharashtra Unaided Private Professional Educational Institutions (Regulation of Admissions and Fees) Act, 2015, (Herein after called the Act).

According to Government Resolution No.CET-2016/F.No.84/MSHI-2, 7<sup>th</sup> April 2016 the Competent Authority shall conduct the MAH-B.Ed. CET2016 for the admission to the First Year of the Two Year Full Time Professional course in Education leading to **Bachelor of Education (B.Ed. Regular) and B.Ed.-Special Education - Hearing Impairment, B Ed Special Education - Autism Spectrum Disorder, B Ed Special Education - Learning Disability, B Ed Special Education - Intellectual Disability/Mental Retardation B.Ed. Special Education-Visually Impaired. for the Academic Year 2016-2017.**

The admissions to the following institutes will be based on the score of CET, provided they are approved and recognized by Government of Maharashtra and are affiliated to any of the Non-agricultural University in the State of Maharashtra State :

1. All Government Colleges offering B.Ed.Course
2. All Government Aided Colleges offering B.Ed.Course
3. All University Managed Colleges/ Institutes offering B.Ed Course
4. All Un-aided Institutes offering B.Ed Course, covered as per the Act.

2. **Competent Authority:**

**Commissioner, State CET Cell** is the **Competent Authority** to conduct the **MAH-B.ED CET2016** as per the Provisions of 2(e) and Section 10(2) of the Act.

3. **Eligibility for Appearing to MAH-B. Ed. CET-2016:**

**A) Maharashtra State Candidates :** (i) The candidate should be an Indian National and should have passed **Bachelor's Degree and/or Master's Degree** with subjects **Sciences** ----- and **Mathematics, Social Sciences** (History/Geography/Economics/Political Sciences/ Psychology/ Philosophy/ Education/Library)/Humanity Sciences (all Languages and Literature)/Commerce and secured minimum 50% marks (Minimum 45% marks in case of Backward Class categories). **OR**

(ii) The candidate should be an Indian National and should have passed Bachelor's Degree and/or Master's Degree with subjects in **Engineering and Technology/** (with Science and Mathematics as a Special subjects) / Bachelor's Degree with the subjects **Management / Engineering / Computers / Law/Information -Technology / Agriculture / BBI / Medical Sciences /All Social Sciences / Fine Art /**

**Performing Art (Music/Dance / Drama etc.)** and secured minimum 55% marks (Minimum 50% marks in case of Backward Class Categories).

OR

The candidate should have passed Bachelor's Degree recognized as an equivalent degree by the Government of Maharashtra, to the Bachelor's Degree and/or Master's Degree in subjects mentioned in (i) and (ii) above..

OR

The candidate should have passed any Bachelor's Degree given by Open University incorporated by an act of the Central or State Legislature.

OR

The candidate should be appeared for the **Final year examination** of any **Bachelor's Degree** awarded by any of the universities incorporated by an act of the Central or State Legislature or declared to be Deemed University under section 3 of the UGC act, 1956.

**B) Other State Candidates :**

The candidate should be an Indian National and should have passed any Bachelor's Degree awarded by any of the universities incorporated by an act of the Central or State Legislature or declared to be Deemed University under section 3 of the UGC act, 1956 of minimum 3 years duration in any discipline recognized by the Association of Indian Universities, or possess an equivalent qualification recognized by the Ministry of HRD, Govt. of India/NCTE with minimum **55% of marks for all Categories.**

OR

The candidate should be appeared for the Final year examination of any Bachelor's Degree awarded by any of the universities incorporated by an act of the Central or State Legislature or declared to be Deemed University under section 3 of the UGC act, 1956 of **minimum 3 years** duration in any discipline recognized by the Association of Indian Universities, or possess an equivalent qualification recognized by the Ministry of HRD, Govt. of India/NCTE. Such candidate can be considered for provisional admission subject to passing the degree examination with minimum 55% of marks.

- **Candidates who are appearing for the qualifying examination in the academic year 2015-2016 are also eligible to apply for CET/ Entrance Examination. Such candidates will become eligible for admission only if they produce marks Memo/ Degree Certificate of the Qualifying Examination while filling in the Admission Form post their qualifying the CET Examination.**

**Notes:**

- Aggregate marks mean the Grand Total of marks obtained by the candidate at the Certificate/Diploma /degree **on which the Class/ Division/Grade** is awarded by the **Board/ University**.
- In case the candidates are awarded Grade/s,/CGPA instead of marks, the conversion of Grade/s, CGPA to **percentage of marks** would be based on the formula/procedure certified by the Board/ University/ Institution from where the candidate has obtained the Bachelor's Degree The candidate will have to bring the necessary proof to that effect from the Board/ University/ Institution.
- The percentage of marks shall be calculated by rounding off to two places after decimal.
- The candidate belonging to **SC/ST,DT/VJ, NT (A), NT (B), NT(C), NT(D), OBC and SBC** categories should produce "**Caste Certificate**" issued by the Competent Authority to issue it, as per requirement and the candidates belonging to **ST category** should submit "**Tribe Validity Certificate**" issued by the

Scrutiny Committee of Tribal Department and all other Category Candidates should submit Valid **Non Creamy Layer Certificate** as applicable **excepting SC, ST, candidates**, at the time of verification of documents/Admission.

**4. MAH-B.Ed. CET2016 Schedule:**

MAH-B.Ed. CET2016 shall be conducted only in the **On-Line Mode** in **Multiple Sessions**, if required. MAH-B.Ed. CET2016 will be conducted on **Sunday the 12<sup>th</sup> June 2016**. Candidates shall have to appear for the On-Line CET strictly as per the date and session allotted to them at the allotted **Center and Venue in Maharashtra** .

**No candidate will be allowed to appear for the Test in other than the allotted session, Centre and Venue.**

**5. Examination Fees for CET**

Application Form Processing Fees as stated below is to be paid through on-line system only by **Internet Payment, Credit Card/ Debit Card (RuPay/Visa/MasterCard/Maestro), Internet Banking, IMPS, Cash Cards/ Mobile Wallets** for which the service charges, as per rules, shall be applicable in addition to the **Application Form Processing Fees**. No other mode of payment shall be permitted.

**The fees once paid is non-refundable and non-transferable under any circumstances.**

<b>For all candidates from Outside Maharashtra State (OMS), Open Category candidates from Maharashtra State and J&amp;K Migrant candidates</b>	<b>Rs. 650/-</b>
<b>For Candidates belonging to Maharashtra State of Backward class Categories (SC, ST, VJDT, NT (A), NT-1 (B), NT-2(C), NT-3(D), OBC and SBC categories. Having valid Caste Certificate, Caste Validity and Non creamy layer Certificate as applicable to each category</b>	<b>Rs. 350/-</b>

**Detailed description of categories and Quota :**

Sr. No.	Category	% Quota
1	Scheduled Caste and Scheduled caste persons who have adopted Buddhist Religion	13
2	Scheduled Tribe (ST)	7
3	De-Notified Tribes (14 Similar Tribes) (VJ/DT) A	3
4	Nomadic Tribes (28 Tribes before January 1990) and similar Tribes ) (NT-1) B	2.5
5	Nomadic Tribes (Dhangar and Similar Tribes (NT-2) C	3.5
6	Nomadic Tribes (Vanjari and Similar Tribes) NT-3) D	2
7	Other Backward Class (OBC)	19
	Total	50

**6. Procedure for Online Application Form Filling and Registration MAH-B.Ed. CET2016**

In order to appear for **MAH-B.Ed. CET2016**, the Candidates are required to **apply On-Line** as per the detailed procedure/guidelines given below:

**A) IMPORTANT POINTS TO BE NOTED BEFORE REGISTRATION**

Before applying online, applicants should-

**i. Candidates should download and go through the Information Brochure made available to them online and check for Eligibility criteria**

- Scan their photograph and signature ensuring that both the photograph and signature adhere to the required specifications as given under Guideline for photograph & signature scan and upload.
- Have a valid e-mail ID and mobile no., which should be kept active till the completion of this admission Process.

**APPLICATION FEES/INTIMATION CHARGES (NON REFUNDABLE)**

Bank Transaction charges for Online Payment of application fees/intimation charges will have to be borne by the applicant.

**B) Application Registration Procedure for CET**

- (i) Applicants to visit DHE's website <http://www.mahacet.org> or <http://www.dhepune.gov.in> and open the given link. For filling the Online Application Form, they should click on the option "**APPLY ONLINE**" which will open a **new screen**.
- (ii) To register application, choose the tab "**Click here for New Registration**" and enter Name, Contact details and E-mail ID. A **provisional Registration Number and Password** will be generated by the system and displayed on the screen. **Applicant should note down the Provisional Registration Number and Password in their note book and preserve it.** An Email and SMS indicating the Provisional Registration Number and Password will also be sent on the Mobile Number given.
- (iii) In case the applicant is unable to complete the application form in one go/one attempt, he/she can save the data already entered by choosing "**SAVE AND NEXT**" tab. Prior to submission of the online application applicants are advised to use the "SAVE AND NEXT" facility to **verify** the details in the online application form and **modify** the same if required.
- (iv) Applicants are advised to carefully fill and verify the details filled in the online application themselves **as no change will be possible/ entertained after clicking the FINAL SUBMIT BUTTON.**
- (v) The Name of the applicant or his/her Father/Husband etc. should be spelt correctly in the application as it appears in the **SSC/HSC/Convocation/Degree Certificates/ Mark sheets.** Any change/ alteration in name found later may disqualify the candidature.
- (vi) Applicants should validate their filled in details and Save their filled in application by clicking the '**Validate Your Details**' and '**Save & Next**' button.
- (vii) Applicants can proceed to **upload Photo & Signature** as per the specifications given in the Guidelines for Scanning and Upload of Photograph and Signature.
- (viii) Applicants can proceed to fill other details of the Application Form.
- (ix) Click on the Preview Tab to preview and verify the entire application form before **FINAL SUBMISSION.**
- (x) Modify details, if required, and click on '**FINAL SUBMIT ONLY**' after verifying and ensuring that the photograph, signature uploaded and other details filled by you are correct.
- (xi) Click on '**Payment**' Tab and proceed for payment.
- (xii) Click on '**Submit**' button.

**C) Payment of Fees Procedure**

- i) The application form is integrated with payment gateway and the payment process can be completed by following the instructions.
- ii) The payment can be made by using **Debit Cards (RuPay/Visa/MasterCard/Maestro). Credit Cards, Internet Banking, IMPS, Cash Cards/ Mobile Wallet.**
- iii) After submitting your payment information in the online application form, **PLEASE WAIT FOR THE INTIMATION FROM THE SERVER. DO NOT PRESS BACK OR REFRESH BUTTON IN ORDER TO AVOID DOUBLE CHARGE.**
- iv) On successful completion of the transaction, an **e-Receipt will be generated.**
- v) Non-generation of 'e-Receipt' indicates **PAYMENT FAILURE.** On failure of payment, applicants are advised to login again using their Provisional Registration Number and Password and repeat the process of payment.

- vi) Applicants are required to take a **printout of the e-Receipt** and online application form and preserve it properly. **Please note that if the same cannot be generated, online transaction may not have been successful.**
- vii) For Credit Card users: All charges are listed in Indian Rupee. If you use a non-Indian credit card, your bank will convert to your local currency based at prevailing exchange rates.
- viii) To ensure the security of your data, please close the browser window once your transaction is completed.
- ix) **There is facility to print application form containing fee details after payment of fees. Candidates are advised to take a print out of the application form containing fee-details and preserve it.**
- x) **No other mode of payment of fees will be accepted.**

#### **D). GUIDELINES FOR PHOTOGRAPH & SIGNATURE SCAN AND UPLOAD**

- IN CASE THE FACE IN THE PHOTOGRAPH OR SIGNATURE IS UNCLEAR, THE APPLICATION MAY BE REJECTED.
- APPLICANT MAY EDIT THE APPLICATION AND RE-UPLOAD THE PHOTOGRAPH/ SIGNATURE IN CASE PHOTOGRAPH AND SIGNATURE IS NOT CLAEAR..

##### **I. PHOTOGRAPH IMAGE:**

- Photograph must be a **recent, passport size, color picture.**
- The picture should be in **color, against a light-coloured, preferably white background.**
- Look straight at the camera with a relaxed face.
- If the picture is taken on a sunny day, have the sun behind you, or place yourself in the shade, so that you are not squinting and there are no harsh shadows.
- If you have to use flash, ensure there's no "red-eye".
- If you wear glasses make sure that there are no reflections and your eyes can be clearly seen.
- Photographs taken wearing Caps, Hats and Dark Glasses are not acceptable. Religious headwear is allowed but it must not cover your face. Your face should be clearly visible.
- **Dimension 200 x 230 pixels is preferred.**
- **Size of file should be between 20kb-50kb.**
- Ensure that the size of the scanned image is not more than 50KB. If the size of the file is more than 50KB, then adjust the settings of the scanner such as the DPI resolution, No.of colours etc. during the process of scanning.

##### **II. SIGNATURE IMAGE :**

- The applicant has to sign on white paper with Black Ink pen.
- **The signature must be signed only by the applicant and not by any other person.**
- The applicant's signature obtained on the call letter and attendance sheet at the time of the examination should match with the uploaded signature. In case of mismatch of signature , the applicant may be disqualified.
- **Dimensions 140 x 60 pixels is preferred for Signature image..**
- **Size of file should be between 10kb-20kb.**
- Ensure that the size of the scanned image is not more than 20KB.

##### **III. How to SCAN THE PHOTOGRAPH & SIGNATURE**

- Set the scanner resolution to a minimum of **200 dpi** (Dots per Inch).
- Set Color to True Color.
- File Size as specified above.
- Crop the image in the scanner to the edge of the Photograph/Signature, then use the upload editor to crop the image to the final size (as specified above).

- The image file should be **JPG or JPEG format**. An example file name is: image01.jpg or image01.jpeg Image dimension can be checked by listing the folder files or moving the mouse over the file image icon. Applicants using MS Windows/MS Office can easily obtain photo and signature in .jpeg format not exceeding 50KB & 20KB respectively by using MS Paint or MS Office Picture Manager. Scanned photograph and signature in any format can be saved in .jpg format by using 'Save As' option in the File menu and size can be reduced below 50KB (photograph) & 20KB (Signature) by using crop and then resize option [Please see point (i) & (ii) above for the pixel size] in the 'Image' menu. Similar options are available in other photo editor also.
- **If the size and format are not as prescribed, an error message will be displayed.**
- While filling in the Online Application Form the applicant will be provided with a link to upload his Photograph and Signature.

#### IV. Procedure for Uploading the Photograph and Signature

- There will be two separate links for uploading Photograph and Signature.
- Click on the respective link "Upload Photograph/ Upload Signature".
- Browse and Select the location where the Scanned Photo/Signature file has been saved.
- Select the file by clicking on it.
- Click the 'Upload' button
- **An online application which is incomplete** in any respect such as without Photograph and Signature uploaded in the online application form/unsuccessful fee payment **will not be considered as valid.**
- **After registering on-line candidates are advised to take printout of their system generated on-line application form.**

#### 7. Download Hall Ticket through Candidate's Log-in.

As per the schedule given the candidates will have to visit the <http://www.dhepune.gov.in/> [www.mahacet.org](http://www.mahacet.org) website for downloading Hall Ticket from on-line Test. Intimations for downloading Hall Ticket will also be sent through E-mail/SMS. Once the candidate clicks the relevant link, he/she can access the window for Hall Ticket download. The candidate is required to use 1) Registration Number/ Roll No, ii) Pass-word/ Date of Birth for downloading the Hall Ticket. The candidate needs to affix recent recognizable photograph on the Hall Ticket preferably the same provided during registration and appear at the examination centre with 1) Hall ticket ii) Photo Identity Proof as stipulated below and also specified in the Hall Ticket and **photo Identity proof as brought in original.**

#### 8. Identity Verification:

In the Examination hall, the Hall Ticket along with original of the Candidate's currently valid photo identity (bearing reasonably the **same name** as it appears on the Hall Ticket.) Such as **PAN Card, Pass port/ Driving Licence / Voter's Card/ Bank Pass Book with photograph/** Photo-identity proof issued by the Gazetted officer on official letter head along with the photograph/Photo identity proof issued by the People's Representative on the official letter head along with photo graph/ valid recent identity card issued by the recognized College/ University/ **Aadhar Card with photograph/** Employee ID/ Bar Council identity card with photograph should be submitted to the invigilator for verification. The candidate's identity will be verified with respect to his/her details on the Hall Ticket, in the candidate may not be allowed to appear for the Examination Candidates must remember that **E-Aadhar Card and Ration Card are not valid ID proof for the Examination..**

Note: Candidates have to produce in original the photo identity proof along with examination Hall Ticket while attending the Examination, without which they will not be allowed to take up the examination. Candidates must note that the name as appearing on the Hall Ticket (provided during the process of registration) should reasonably match the name appearing as on photo identity proof. **Female candidates who have changed their first /last / middle name post marriage must take special note**



**of this**, If there is any mismatch between the name indicated in the Hall Ticket and photo identity proof, the candidate will not be allowed to appear for the Examination. In case of candidates who changed their name will be allowed only if they produce **Gazette notification./** their original **Marriage Certificate/ Affidavit in Original.**

**9. Candidates Reporting Late:** The candidates reporting time specified on the Hall Ticket for the Examination will not be permitted to take the examination. The reporting time mentioned on the Hall Ticket is prior to the start time of the test. Though the duration of the examination is 120 (Hundred and Twenty) Minutes, candidates may be required to be at the venue for about 200 (two hundred) minutes including the time required for completion of various formalities such as verification, collection of various requisite documents, logging in, giving of instructions etc.

#### **10. Test Centers for CET:**

1. MAH - B.Ed. CET 2016 will be conducted in the **selected cities in Maharashtra.** The cities in which MAH-B.Ed CET 2016 will be conducted are designated as “Centers” for the CET.
2. Each Centre may have many “Venues” depending upon the number of candidates appearing at that Centre.
3. A candidate appearing for CET shall be give his/her preference for the Centre, however, the **Competent Authority reserves the right to allocate the centre and venue.**
4. The examination will be conducted on-line at venues given in the respective Hall ticket.
5. **No request for change of Centre/Venue/Date/ Session for the Examination shall be entertained.**
6. **Competent Authority, however, reserves the right to cancel any of the Examination Centres and /or add some other Centers, at its discretion, depending upon the response, administrative feasibility etc.**
7. **Competent Authority also reserves the right to allot the candidate to any centre other than the one he/she has opted.**
8. **Candidate will appear for the examination at the Examination Centre at his/her owns risk and expenses and Competent Authority will not be responsible for any injury or losses etc. of any nature.**
9. **Choice of centre once exercised by the candidate will be final.**
10. **If sufficient number of candidates does not opt for a particular centre for “Online” Examination, Competent Authority reserves the right to allot any other adjunct centre to those candidates OR if the number of the candidates is more than the capacity available for online examination for a Centre, Competent Authority reserves the right to allot any other centre to the candidate.**

#### **11. Syllabus and Marking Scheme for MAH-B.Ed. CET 2016:**

The On Line CET is comprising of one paper with Three sections:

Sr. No.	Area	No of questions	Marks per question	Total Marks
1	Mental Ability	40	1	40
2	General Knowledge	30	1	30
3	Teacher Aptitude	30	1	30
	<b>Total</b>	<b>100</b>	<b>1 per question</b>	<b>100</b>

The questions will be objective Multiple Choice Questions with Four options.

There is no Negative Marking.

The time allotted is One Hour Thirty Minutes.

Medium of Test will be English and Marathi.

#### **Contents of the Sections:**

1. **Mental Ability (40%)** The content of this test aims to judge your **reasoning power** It also helps to judge how accurate you can think. This test will contain questions based on Series, Syllogism, Coding-Decoding, Relationship, Analogies, Classification, Problems on Dice, etc., either in Verbal or Non-Verbal form.
2. **General Knowledge (30%):** The aim of this section is to test how well you are acquainted with the happenings in the surroundings at Local, National, International Level including Past Events, Current

Affairs including, Science and Technology, History, Geography, Civics, Political Science and Literature in General.

3. **Teacher Aptitude (30%):** The Test aims to know your capacity to become teacher. It will contain questions related to your keenness to update your knowledge, leadership qualities awareness about changes in Education and Society, communication and Professional commitment etc.

### English Language Content Test:

1. The Candidates seeking admission to **English Medium colleges** of Education will also have to appear for English Language Content Test (ELCT) along with B.Ed. CET.

Sr. No.	Area	No of questions	Marks per question	Total Marks
1	Reading Comprehension	20	1	20
2	Vocabulary Focus	05	1	05
3	Grammar Focus	08	1	08
4	Sentence Formation	07	1	07
5	Phonetics	03	1	03
6	Verbal idioms and Proverbs	05	1	05
7	Figures of Speech	02	1	02
	Total	50		50

The ELCT questions will be objective Multiple Choice Questions with Four options.

There is no Negative marking.

The time allotted is One Hour (Sixty Minutes).

Medium of Test will be English.

The candidate will have to opt for ELCT CET while filling in the form and confirm before submitting the form. No request post submission in this regard will be entertained. ELCT CET will also be conducted in On Line Mode immediately after the B.Ed. CET.

### 12. Guidelines for persons with disabilities using a Scribe:

The **visually impaired** candidates and candidates whose writing speed is adversely affected permanently due to **Physical Disability** or for any reason can use their own scribe at their own cost during the on-line examination, subject to the limits detailed below in all such cases where scribe is used the following rules will apply:

The candidate will have to arrange his/her own scribe at his /her cost.

The scribe arranged by the candidate should not be a candidate for the same examination. If violation of the above is detected at any stage of the process; candidature of the both the candidates and the scribe will be cancelled. Candidates eligible for and who wishes to use the services of the scribe in the examination should invariably carefully indicate the same in the online application form. Any subsequent request may not be favorably entertained...

A person acting as a scribe for one candidate cannot be scribe for another candidate.

**The scribe can be from any academic stream.**

Both the candidate as well as the scribe will have to give suitable undertaking confirming that the scribe fulfills all the stipulated eligibility criteria for the scribe mentioned above. Further in case it is later transpires that he /she did not fulfil any laid down eligibility criteria or suppressed material facts the candidature of the applicant will stand cancelled., irrespective of the result of the on-line examination.

- ii. Those candidates who use a scribe shall be eligible for compensatory time of 20 minutes for every hour of the examination.
- iii. **Only candidates registered for compensatory time will be allowed.** Such concessions since compensatory time given to the candidates shall be system based, it shall not be possible

for the Competent Authority to allow such time if he/she has not registered for the same. Candidates not registered for compensatory time shall not be allowed such concessions.

- iv. **The candidate with disability viz.--(1)Blind, 2)Low Vision, 3)Orthopedically Challenged, 4) Hearing Impaired, 5) Learning Disability,6) Locomotive Disability), seeking scribe should fill in the form enclosed at the end of this Information Brochure affix the photo and enclose self-attested certificate from Civil Surgeon certifying the disability to be 40% and above.**

### **13. Action Against candidates found guilty of misconduct/ use of unfair means:**

Candidates are advised in their own interest that they should not furnish any particulars that are false, tampered with or fabricated and should not suppress any material information while submitting on-line application. At the time of examination or in subsequent admission procedure, if a candidates (or has been) found guilty of:-

- i. Using unfair means
- ii. Impersonating or procuring impersonification by any person or
- iii. Misbehaving in the Examination Hall or disclosing , publishing, reproducing, or any information therein in whole or part thereof in any form or by any means, verbal or written, electronically or mechanically for any purpose or
- iv. Resorting to any irregular or improper means in connection with his/her candidature or
- v. Obtaining support of his/her candidature by unfair means, or
- vi. Carrying Mobile Phones or similar electronic devices of communication in the examination hall, such a candidate may, in addition to rendering himself/herself liable to criminal prosecution, be liable to be disqualified from the examination/admission for which he/she is a candidate. The candidate himself/herself will be responsible for the possible consequences.

### **14. Sample Questions:**

#### **B.Ed. CET Sample Questions :**

##### **Syllogism :-**

Here two separate statements are provided. From the given two statements you have to draw the conclusion.

Q.1. (a) Some women are teachers. (b) No teacher is graduate.

1. No women are graduates.                      2. No graduate is a woman.
3. Some women are not graduates.      4. No teachers are women.

Ans. Here the answer is

1	2	3	4
---	---	---	---

Q.2. (a) All books are boxes. (b) Some boxes are tables.

1. All books are tables.                      2. All tables are books
3. Some books are not boxes      4. Some books are tables.

Ans. Here the answer is

1	2	3	4
---	---	---	---

##### **Coding and Decoding :-**

A code consists of different signs and symbols used in a specific way. Different numbers, figures, letters also can be used. Sometimes by changing the order of letters etc. also, coding can be done. Decoding is easy when you find the rule behind the coding.

Q.1. In a certain code MOTHER is written as 162534 and FAME is written as 9813. How is FARMER written in that code ?

1. 984134                      2. 984314
3. 894134                      4. 984143

Ans. The answer here is

2  3  4

**Relationship :-**

You have to work out the relationship of two persons from the information given in the question.

Q.1. A is the brother of B. B is the Brother of C. C is the husband of D. E is the father of A. How is D related to E ?

- 1. Wife
- 2. Daughter
- 3. Daughter in Law
- 4. Sister.

Ans. The Answer here is

1  2  3  4

**Analogy :-**

First of all establish the relationship between the first two words in the given pair. Then you have to find the same relationship in one of the pairs in the alternatives given.

Q.1. Pilot : Plane

- 1. Lawyer : Court
- 2. Captain : Ship
- 3. Tractor : Farmer
- 4. Actor : Stage

Ans. The answer is

1  2  3  4

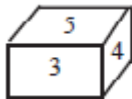
as pilot controls the plane and captain controls the ship.

**Problems on Dice :-**

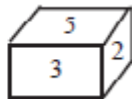
A dice has six faces. On each face one number is written. The same dice will be shown to you in different positions. After observing these you have to find the number opposite to a given number on the dice.

Q.1.

(a)



(b)



(a) and (b) are the two positions of the same dice. IF in another position '1' is at the bottom, which number will be on the top ?

- 1. 2
- 2. 4
- 3. 5
- 4. 3

Ans. The answer is 4

1  2  3

(because 1 is opposite to 3)

**3.2) Teacher Aptitude :-**

**Updating the Knowledge :-**

Q.1. How do you spend your leisure time ?

- 1. Most of the time viewing movies on T.V.
- 2. Playing cards
- 3. Reading books
- 4. Doing nothing in specific

Ans. Here the expected answer is 3

1  2  3  4

**Leadership Quality :-**

Q.1. Suppose you are a teacher, which activity will you prefer to undertake ?

1. Becoming a member of environmental club.
2. Carrying out the programmes as decided by school authorities.
3. Organizing a survey study.
4. Helping the headmaster to prepare rules to operate the student welfare fund.

Ans. Here the answer is

1     2         4

**Awareness towards the Change in Education and Society :-**

Q.1. In which of the following activities have you participated?

1. I read newspaper almost everyday.
2. I listen to the radio news almost everyday.
3. I attend to the T.V. news almost everyday.
4. Because of busy schedule I don't get time for any of the above (1,2 & 3) things.

Ans. The answer here is

1     2     3   

**Communication :-**

Q.1. In which of the following activities have you participated ?

- (a) Organizing sports competitions.
- (b) Writing in school / college magazine or in newspaper.
- (c) Attending elocution competitions.
- (d) Participating in field trips.

- |          |          |
|----------|----------|
| 1. b     | 2. c & d |
| 3. a & d | 4. a & c |

Ans. Here the expected answer is

    2     3     4

**Interest in the Teaching Profession :-** Read the following incomplete sentence. Select the most appropriate alternative to complete it.

Q.1. I decided to become a teacher because –

1. My parents are teachers.
2. I like to be a teacher
3. I did not get any other job.
4. I can make money through private tuitions.

Ans. The expected answer here is

1         3     4

**Professional Commitment :-**

Q.2. Suppose you are a teacher and you come across a fellow teacher who is violating the Professional Ethics for teachers. Then you will –

1. Convince and persuade the concerned teacher to follow the ethics.
2. Inform the headmaster.
3. Criticize him in front of other teachers.
4. Ignore that.

Ans. Here, the expected answer is

    2     3     4

**3.3) General Knowledge :-**

Read the following questions carefully and select the correct answer from the given alternatives.

Q.1. Who invented the law of center of gravity ?

1. Albert Einstein      2. Isac Newton  
3. Charles Darwin    4. Galileo

Ans. Obviously, here the answer is Isac Newton means alternative no. 2

1     2     3     4

Q.2. 'Tadoba' is a famous national park situated in \_\_\_\_\_ .

1. Nagpur                      2. Borivali  
3. Kolhapur                  4. Chandrapur

Ans. The correct answer is 'Chandrapur' i.e. the alternative 4

1     2     3     4

Q.3. The originator of 'basic education system' was \_\_\_\_\_ .

1. Dr. Radhakrishan              2. Ravindranath Tagor  
3. Mahatma Gandhi              4. Rajendra Prasad

Ans. The answer here is 3

1     2     3     4

Q.4. The Central Government prescribed fees for MBA (IIM, Ahmedabad) course as Rs. \_\_\_\_\_ .

1. 32,000/-                      2. 30,000/-  
3. 1,30,000/-                  4. 35,000/-

Ans. The answer is

1     2     3     4

## English Language Contain Test (ELCT) Sample Questions :

### 1) Comprehension of the Passage

If you are sitting on a mountain top and before you is the vast horizon, you feel that the whole of nature is dragging your mind in a vast cradle. Rabindranath Tagore learnt from nature, he enjoyed the colour, the smell, the light and joy of nature. In one of his songs of the Gitanjali, one feels as if he is dancing with the words "Light! Light!" on his lips. As a child he experienced with his father, the limitless charming beauty of the Himalayas and their sublime and deep serenity. Later as an adult, he spent four months at a time in a boat, on the river Padma. He would spend his days in the delightful company of the wind, the waves, the birds, the sky, the sunrise and the glorious sunset. We notice in Tagore's poetry the tenderness and the fragrance of his days.

1.1 What does the poet imagine when he sits on a mountain top, looking at the horizon?

- 1) Nature is beautifully dressed.  
2) Nature is our mother.  
3) The beauty of nature is always changing.  
4) The mind grows vast with the beauty of nature.

Ans.: 2

1     2     3     4

1.2 Which natural regions are mentioned in this passage?

- 1) mountains, sunrise  
2) rivers, sunset  
3) sunrise, sunset  
4) mountains, rivers

Ans.: 4

- 1     2     3     4

1.3 What did Rabindranath Tagore experience with his father in the Himalayas?

- 1) He experienced beauty.
- 2) He experienced the beauty and the deep serenity of the mountains.
- 3) He spent his days in the company of the rivers in the Himalayas.
- 4) He spent his time in the company of rivers and mountains.

Ans.: 2

- 1     2     3     4

1.4 What effect did the company of the wind, the waves, the birds, the sky, the sunrise and the sunset have on the poetry of Rabinranath Tagore?

- 1) His poetry was filled with tenderness and fragrance.
- 2) His poetry became musical and beautiful.
- 3) His poetry gained greatness and depth.
- 4) His poetry became sublime and deeply serene.

Ans.: 1

- 1     2     3     4

1.6 Figure to Description



Picture No. 1

1) This Picture shows .....

- 1) Railway    2) Station    3) Platform    4) Waiting room

Ans.: 3

- 1     2     3     4

2) The train is .....

- 1) Arriving    2) Departing    3) Stopping    4) Whistling

Ans. :2

- 1     2     3     4

3) The Relatives are ..... their hands.

- 1) Shaking    2) Showing    3) raising    4) waving

Ans.:4

- 1     2     3

## 2) Vocabulary Focus

2.1 Choose the correct **synonym** for the word 'industrious'

- 1) manufacturer    2) industrialist    3) hard-working    4) labourer

Ans. : 3

- 1     2     3     4

2.2 Choose the correct **antonym** for the word 'innocent'

- 1) poor    2) guilty    3) harmful    4) involved

Ans.: 2

- 1     2     3     4

2.3 Choose the correct **homonym** for the word 'a loud'

- 1) loudly    2) slowly    3) alive    4) allowed

Ans.:4

- 1     2     3     4

## 3) Grammar Focus :

3.1 Fill in the blanks with the right preposition from those given below :

- 1) to    2) of    3) about    4) on

Ans.: 1

- 1     2     3     4

3.2 Choose the number of punctuation errors in the sentence.

'Who broke this desk' asked the teacher 'not i' said Pratap.

- 1) 6    2) 7    3) 8    4) 9

Ans. : 4

- 1     2     3     4

3.3 Choose the correct spelling.

- 1) sincerely    2) sincerely    3) sincerly    4) sincerley

Ans.: 3

- 1     2     3     4

## 4) Sentence conversion - Affirmative to Negative.

4.1 We should tell the truth.

This statement can be converted into negative as —

- 1) No one should tell the truth.    2) We should not tell the truth only.  
3) Everybody should not tell the truth.    4) We should never tell lies.

Ans.: 4

- 1     2     3     4

4.2 Exclamatory to Assertive —

Oh! What a fantastic show that was. This statement can be converted into assertive as —

- 1) Was it a fantastic show?    2) It was a very fantastic show.  
3) A very fantastic show was done by them.    4) It was not at all a fantastic show.

Ans.:2

- 1     2     3     4

## Sentence Conversion - Jumbled Sentences

4.3 Which of the following is grammatically correct sentence?

- 1) This is one of the excellent book I have read.



- 2) These are one of the excellent books I have read.  
 3) This is one of the excellent books that I have read.  
 4) These are many of the excellent book that I have read.

Ans.:3

- 1     2     3     4

**5) Phonetics :**

**5.1** The Phonetic transcription of the word 'all' is —

- 1) /\_\_\_ /                      2) /\_:\_ /                      3) / AAL /                      4) /\_\_\_\_\_ /

Ans.:2

- 1     2     3     4

**5.2** Choose the correct stress.

- 1) 'arrangement              2) arr'angement              3) arrange'ment              4) arangem'ent

Ans.:1

- 1     2     3     4

**6) Verbal Idioms and Phrases**

**6. 1** Choose the correct meaning of the following phrase —

to lead a dog's life —

- 1) to lead a natural life                      2) to lead a life of lordship  
 3) to lead a miserable life                      4) to live a faithful life.

Ans.: 3

- 1     2     3     4

**6. 2** Choose the correct meaning of the following phrase 'in tune with' —

- 1) together with              2) according to              3) related to              4) friendly with

Ans.: 4

- 1     2     3     4

**Proverbs**

**6. 3** Choose the correct meaning of the following proverbs —

- 1) All clouds are bright.  
 2) There is equality in nature.  
 3) Everything has something good and positive in it.  
 4) There is beauty in everything.

Ans. :3

- 1     2     3     4

**6. 4** Choose the correct meaning of the following proverb —

Actions speak louder than words.

- 1) Actions are more important and impressive than only talking.  
 2) One should speak loudly.  
 3) We should act as we speak.  
 4) We should act first and then speak.

Ans.:1

- 1     2     3     4

**7) Figures of speech**

**7.1** Recognize the figure of speech in the following statement

I smile, I laugh, I roar.

- 1) simile              2) repetition              3) Hyperbole              4) Climax

Ans.: 4

- 1     2     3     4

7. 2 Which of the following statements shows simile?

- 1) The camel is the ship of the desert                      2) He looks as cheerful as rose  
3) Oh death! Where is thy sting?                              4) United we stand, divided we fall.

Ans. : 4



## 15. On Line Examination:

### A. Details of the On-Line Examination Pattern

- The examination will be conducted on-line mode i.e. on a computer.
- The B.Ed.-CET test will be provided in English and Marathi. and ELCT test will be only in English
- All the questions will have multiple choices. Out of the Four options/ answers to the question only one will be the correct answer. The candidate has to select the most appropriate answer and ‘mouse click’ the alternative which he/she feels appropriate/correct. The alternative /option that is clicked on will be treated as the answer to that question. Answer to any question will be considered for final evaluation. Only when candidate has submitted the answers by clicking on “Save and Next” or “Mark for Review and Next”.
- The clock has been set at the server and the countdown timer at the top right corner of your screen will display the time remaining for you to complete the Examination. When the clock runs out the Examination by default- candidate is not required to submit his/her examination.
- The question palette at the right of the screen shows one of the following statuses of each of the questions numbers:



**You have not visited the Question yet.**



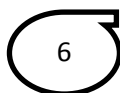
**You have not answered the questions.**



**You have answered the question.**



**You have NOT answered the question but have marked the question for review.**



**You have answered the question but marked it for review.**

- **The marked review status simply acts as a reminder that you have set to look at the question again.** If an answer is selected for question that is marked for Review, the answer will be considered in the evaluation.
- To select a question to answer, you can do one of the following:--
  - i.** Click on the question number in the question palette at the right of your screen to go to that numbered question directly. Note that using this option **does not save your answer** to the current question.
  - ii.** Click on ‘**Save & Next**’ to save answer to current question and to go to the next question in sequence.
  - iii.** Click on ‘**Mark for Review and Next**’ to save answer to current question, mark it for review, and to go to the next question in sequence.
- To select your answer, click on one of the option buttons.
- To change your answer, click another desired option button.
- To save the answer, you **MUST** click on ‘**Save and Next**’.
- To deselect a chosen answer, click on the chosen option again or click on the **Clear Response** button.

- To mark a question for review click on **Mark for Review and Next**. If an answer is selected for a question that is Marked for Review , the answer will be considered in the final Evaluation.
- To change an answer to a question, first select the question and then click on the new answer option followed by a click on the **Save and Next** button.
- **The questions that are saved or marked for review after answering will ONLY be considered for evaluation.**
- Test name(s) will be displayed on the top bar of the screen. Questions in the test can be viewed by clicking on the test name. The test you will view will be highlighted.
- After clicking the **'Save and Next'** button on the last question for the test, you will automatically be taken to the first question of the **next test**.
- You can move the mouse cursor over the test names to view the status of the questions of the test.
- You can shuffle between test and questions anytime during the examination as per your convenience.
- The candidates are requested to follow the instructions of the TEST ADMINISTRATOR carefully. If any candidate does not follow the instructions/ rules, it would be treated as a case of misconduct/adoption of unfair means and such a candidate would be liable to debarment from appearing for the examinations for the period as decided by CET CELL.
- The candidates may ask the Test Administrator about the doubts or questions only before the commencement of the test. No query shall be entertained after the commencement of the examination.
- After the expiry of 120 minutes, the candidates will not be able to attempt any question or click their answers. The answers of the candidates would be saved automatically by the computer system even if he/she has not clicked the **Submit** button.
- **The candidates are advised to note the following things carefully:**
  - i. Candidates will not be allowed to **finally submit** unless they have exhausted the actual test time.
  - ii. Under no circumstances should a candidate click on any of the KEYBOARD KEYS once the examination starts as this will lock the Examination.

## 16. General Instructions:

1. **Please note the Date, Time and Venue address of the examination given in the Hall Ticket.**
2. Candidates are advised to visit the venue one day before the On-line Examination to confirm the location so that you are able to report **on time** (as printed on the Hall ticket) on the day of the examination. **Late comers are not allowed.**
3. The Hall ticket should be brought with you to the examination venue along with your recent pass port size photograph duly pasted on it. **(The photograph pasted on the Hall Ticket should preferably be the same photograph you have scanned and uploaded for filling in the on line form.) Kindly refer to section: Identity Verification.**
4. **Candidates must preserve their original Hall Ticket with them for verification at the time of Admission in the College, but they must submit self attested photocopy of the Hall-Ticket at the time of CET Examination.**
5. You must scrupulously follow the instructions of the Test Administrator and CET CELL Representative/ Venue Officer at the examination venue. If you violate the instructions you will be disqualified and will be asked to leave the examination venue.
6. No use of calculators (separate or with watch) books, or written notes, cell phones (with or without camera facility), or any other electronic device will be allowed during the examination.
7. Identity of the Candidate will be checked against the Photo and Name. Photo should exactly match, hence candidates are advised to use and upload their recent photo with specification detailed above. Director of Higher Education Representative (Venue

Officer's decision on allowing/disallowing the candidate will be final and binding on the candidate.

8. Your responses (answers) will be analyzed with other candidates to detect patterns of similarity of right and wrong answers. If in the analytical procedure adopted in the regard, it is inferred/ concluded that the responses have been shared and scores obtained are not genuine/valid, your candidature may be cancelled. Any candidate who is found copying or receiving or giving assistance or engaging in any behavior unbecoming of a candidate will not be considered or assessment. The CET CELL may take further action against such candidates as deemed fit by it.
9. Candidate should bring with him/her a ball point pen. A sheet of paper will be provided which can be used by the candidate for rough work or taking down the question number you would like to review at the end of the test before submitting your answers. After the test is over you **MUST HAND OVER THIS SHEET** of paper to the Test Administrator before leaving the venue.
10. The possibility of occurrence of some problem in the administration of the examination cannot be ruled out completely which may impact test delivery and/or result from being generated. In that event, every effort will be made to rectify such problem, which may include movement of candidates, delay in test. Conduct of a re-examination is at the absolute discretion of the Test Conducting Body. Candidates will not have any claim for the re-test. Candidates not willing to move or not willing to participate in the delayed process of the test delivery shall be summarily rejected from the process.
11. If the examination is held in more than one session, the scores across various sessions will be equated to adjust for slight differences in difficulty level of different test batteries used across sessions. More than one session are required if the nodes capacity is less or some technical disruption takes place at any centre or for any candidate.
12. Anyone found to be disclosing, publishing, reproducing, transmitting, storing or facilitating transmission and storage of test contents in any form or any information therein in whole or part thereof or by any means verbal or written, electronic or mechanical or taking away the papers supplied in the examination hall or found to be unauthorized possession of test content is likely to be prosecuted.
13. Instances for providing incorrect information and or process violation by the candidate detected at any stage of the Admission process will lead to disqualification of the candidate from the selection process. And he she will not be allowed to appear in any admission process in the future. If such instances go undetected during the current Admission Process but are detected subsequently, such disqualification will take place with retrospective effect.

### **Important points to remember:**

**You are advised to bring with you:**

- a) **Hall ticket with affixed photo and valid Photo ID card in ORIGINAL**
- b) **Original Proof for Change in name if any**
- c) **One ball point Pen.**
- d) **Scribe Declaration Form (if applicable.)**

### **Other Guidelines**

- i. Applicants are advised in their own interest to apply on-line much before the closing date and not to wait till the last date to avoid the possibility of disconnection/inability/ failure to log on to the Note website on account of heavy load on internet/website jam. DHE takes no responsibility for applicants not being able to submit their applications online within the last date on account of aforesaid reasons or for any other reason beyond the control of the DHE.

- ii. Any information submitted by an applicant in his/her application shall be binding on the applicant personally and he/she shall be liable for prosecution/ civil consequences in case the information/details furnished by him/her are found to be false at a later stage.
- iii. DHE shall not be responsible for any application made/ wrong information provided by an unauthorized person/institution. **Applicants are advised not to share/mention their application details with/to anyone.**
- iv. Candidates are advised to download and read the detailed guidelines for filling in online application.
- v. In no case the request for change of venue, centre, time slot will be entertained.
- vi. **Candidates are advised to go through the detailed admission rules of the CET Examination they are going to appear before filling in the Form.**

## **LEGAL JURISDICTION :**

All disputes pertaining to the conduct of examination and selection shall fall within the jurisdiction of Courts, at Mumbai only. The Commissioner State CET CELL shall be the legal person in whose name the Government of Maharashtra may sue or may sued.

## **Government Resolutions and Notifications:**

- 1) Government Resolution No. CET-2016/C.NO.84/C.E.2/Dated 07 April 2016
  - 2) **Government Notification No.4615/C.R.210/C.E.-2 dated 22<sup>nd</sup> January 2016**
  - 3) **Government Resolution No. CET2015/CR.440/Mashi-2 dated 28<sup>th</sup> January 2016**
- State Common Entrance Test Cell Notification No. CET-CELL/MAH-B.Ed.-CET2016 Notification/150 dated30/04/2016

**Post CET Process:** The candidates are advised to visit <http://dhe.mhpravesh.in> for various Notifications, Government Resolutions and for **Post CET Centralized Admission Process link for which will be available on <http://mahacet.org> and <http://dhepune.gov.in>**

## **Candidates to kindly Note:**

- **Details about Subject-Method wise seat Distribution, Seats in Colleges of Education, Facilities in Colleges of Education, Internal Reservation for Physically Challenged and Ex-and Active servicemen and time table of admission, Minority Quota, Constitutional reservation, Fee Structure in colleges will be made available in the Common Admission Procedure Information Brochure.**

**Wish You Good luck!**

## SCRIBE DECLARATION FORM

The visually impaired candidates and candidates whose writing speed is adversely affected permanently for any reason can use their own scribe at their cost during the online examination. In all such cases where a scribe is used, the following rules will apply:

- Please ensure you are eligible to use a scribe as per the Government of India rules governing the recruitment of Persons with Disabilities.
- The candidate will have to arrange his/her own scribe at his/her own cost.
- The scribe arranged by the candidate should not be a candidate for the same examination .If violation of the above is detected at any stage of the process, candidature of both the candidate and the scribe will be cancelled.
- A person acting as a scribe for one candidate cannot be a scribe for another candidate.
- The scribe may be from any academic stream.
- Both the candidate as well as scribe will have to give a suitable undertaking confirming that the scribe fulfils all the stipulated eligibility criteria for a scribe mentioned above. Further in case it later transpires that he/she did not fulfill any laid down eligibility criteria or suppressed material facts the candidature of the applicant will stand cancelled, irrespective of the result of the online examination.
- Those candidates who use a scribe shall be eligible for compensatory time of 20 minutes for every hour of the examination or as otherwise advised.

**Visually Impaired candidates under Blind/Low Vision, who use scribe, may skip the non-verbal questions, if any, in Test of Reasoning and questions on Table/Graph, if any, in Test of Quantitative Aptitude. The candidates will be awarded marks for such Section based on the overall average obtained in other Sections of the respective test.**

---

Please fill up the **DECLARATION given below** and submit along with the call letter.

---

We, the undersigned, Shri/Smt/Kum. \_\_\_\_\_ **eligible candidate** for the \_\_\_\_\_ examination and Shri/Smt/Kum. \_\_\_\_\_ **eligible writer (scribe)** for the eligible candidate, do hereby declare that :

1. The scribe is identified by the candidate at his/her own cost and as per own choice. The candidate is **visually impaired** or **his/her writing speed is adversely affected permanently** and s/he needs a writer (scribe) as permissible under the Government of India rules governing the recruitment of Physically Challenged persons.
2. As per the rules, the candidate availing services of a scribe is eligible for compensatory time of 20 minutes for every hour of the examination.
3. In view of the importance of the time element and the examination being of a competitive nature, the candidate undertakes to fully satisfy the Medical Officer of the Organization that there was necessity for use of a scribe as his/her writing speed is affected by the disabilities mentioned in Paragraph '1' above.
4. In view of the fact that multiple appearance / attendance in the examination are not permitted, the candidate undertakes that he/she has not appeared / attended the examination more than once and that the scribe arranged by him/her is not a candidate for the examination . If violation of the above is detected at any stage of the process, candidature of both the candidate and the scribe will be cancelled.
5. We hereby declare that all the above statements made by us are true and correct to the best of our knowledge and belief. We also understand that in case it is detected at any stage of recruitment that we do not fulfil the eligibility norms and/or that the information furnished by us is incorrect/false or that we have suppressed any material fact(s), the candidature of the applicant will stand cancelled, irrespective of the result of the examination. If any of these shortcoming(s) is/are detected even after

the candidate's appointment, his/her services are liable to be terminated. In such circumstances, both signatories will be liable to criminal prosecution

I, \_\_\_\_\_(Scribe), am not a candidate for this recruitment.

**Given under our signature and contact details:-**

**Signature of the Scribe Candidate**

**Roll No.:**

**Registration No.:**

**Signature of the Candidate**

**Postal Address of the Scribe Candidate**

**Postal Address of the Candidate**

**Mobile No. of the Scribe Candidate**

**Mobile No. of the Candidate**

**Landline No. of the Scribe Candidate**

**Landline No. of the Candidate**

\_\_\_\_\_  
**Signature of Invigilator**

