

# **National Scholarships Portal (NSP2.0)**

**Academic Year : 2019-20**

**Operational steps to make Institute's  
Profile functional after getting  
Registration Form approved by the  
District Nodal Officer**

Once Registration Form is approved by the District Nodal Officer, Institute Nodal Officer (**INO**) will receive new password in the registered mobile number. To make profile functional login with new password and follow the steps described below

Tue Jul 09 10:22:38 IST 2019

Skip to main content | Screen Reader Access | Sitemap | A- A A+ Hindi



**National Scholarship Portal**  
Ministry Of Electronics & Information Technology,  
Government of India



Home

🔍 Login for School / Institute

📅 -----Select Academic Year-----

👤 User Id...

🔒 Password...

🔑 Captcha...

8<sup>b</sup>l B32 🔄

Can't See? Click on Refresh Button.

🚀 Login

🔗 [School / Institute Forgot Password?](#)

Those Institutes does not have Login Credentials can contact District / State Nodal Officers for Login Credentials.

**1. Select Academic Year 2019-20**

**2. Enter user ID**

**3. Enter Password**

**4. Enter Captcha**

**5. Click to Login in to NSP profile**



# National Scholarship Portal

Ministry Of Electronics & Information Technology,  
Government of India



Home

## School / Institute Mobile Validated OTP Form

OTP has been sent on your Registered Mobile No.

Please Enter 5 Digit OTP \*

Confirm OTP

2. Click to proceed further.

1. Enter the OTP received on the Institute's Nodal Officer mobile.



# National Scholarship Portal

Ministry Of Electronics & Information Technology,  
Government of India



Home

## Change Password Form

New Password :: \*

Confirm new Password :: \*

Submit

Your password must satisfy the following ::

- (1) Should be min 8 character long.
- (2) At least one alphabet [ a - z , A - Z ].
- (3) At least one numeric value [ 0 - 9 ].
- (4) At least one special characters [ @#\_.\* ].

2. Click to save new password on NSP2.0

1. On first login, NSP2.0 will force you to reset the password. Enter **password** of your choice keeping password policy in mind.

Password policy guidelines for setting up new password in Step-1



# National Scholarship Portal

Ministry Of Electronics & Information Technology,  
Government of India



Home

Status

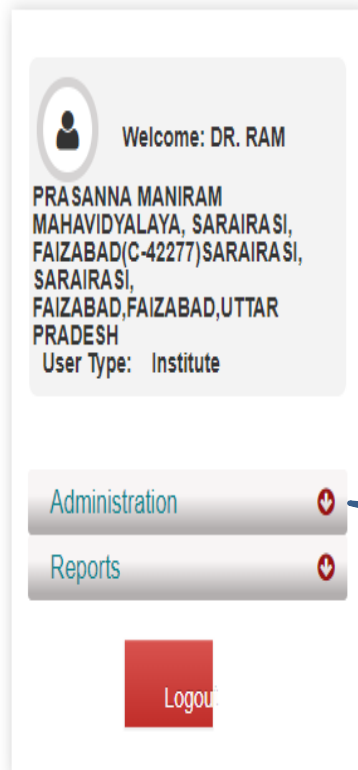
Password Change Successfully

Continue to Login

After  
successfully  
changing the  
password, click  
to proceed  
further

After first successful login, Institute Nodal Officer (**INO**) will have to update the profile, Course Level and Courses to make Institute visible to the Applicant's while applying for scholarship on NSP2.0. After profile updation Verification section will be enabled

DR. RAM PRASANNA MANIRAM MAHAVIDYALAYA, SARAIRASI, FAIZABAD(C-42277)SARAIRASI, SARAIRASI, FAIZABAD, FAIZABAD, UTTAR PRADESH - For Academic Year 2019-20 Session




Welcome: DR. RAM

PRA SANNA MANIRAM  
MAHAVIDYALAYA, SARAIRASI,  
FAIZABAD(C-42277)SARAIRASI,  
SARAIRASI,  
FAIZABAD, FAIZABAD, UTTAR  
PRADESH  
User Type: Institute

Administration

Reports

Logout

 Please login with current Academic Year 2019-20 and update the Institutional details along with Courses run by your institute and it's fee then you can forward application of Student for Scholarship.

Institute Nodal officers are requested to reject any verified/unverified application doub


Welcome DR. RAM PRASANNA MANIRAM MAHAVIDYALAYA, SARAIRASI, FAIZABAD(C-42277)SARAIRASI, SARAIRASI, FAIZABAD, FAIZABAD, UTTAR PRADESH




Click to expand  
the options  
provided in  
Administration




**DR. RAM PRASANNA MANIRAM MAHAVIDYALAYA, SARAIRASI, FAIZABAD(C-42277)SARAIRASI, SARAIRASI,  
FAIZABAD,FAIZABAD,UTTAR PRADESH - For Academic Year 2019-20 Session**


 **Welcome: DR. RAM**


**PRASANNA MANIRAM  
MAHAVIDYALAYA, SARAIRASI,  
FAIZABAD(C-42277)SARAIRASI,  
SARAIRASI,  
FAIZABAD,FAIZABAD,UTTAR  
PRADESH**  
User Type: Institute

Administration 

- Update Profile

Reports 



 Please login with current Academic Year 2019-20 and update the Institutional details along with Courses run by your institute and it's fee then you can forward application of Student for Scholarship.

requested to reject any verified/unverified application doubted as fraud from the link "Ma

Welcome DR. RAM PRASANNA MANIRAM MAHAVIDYALAYA, SARAIRASI, FAIZABAD(C-42277)SARAIRASI, SARAIRASI,  
FAIZABAD,FAIZABAD,UTTAR PRADESH





**Click on Update  
Profile for updating  
remaining details of  
Institute profile**

**DR. RAM PRASANNA MANIRAM MAHAVIDYALAYA, SARAIRASI, FAIZABAD(C-42277)SARAIRASI, SARAIRASI,  
FAIZABAD,FAIZABAD,UTTAR PRADESH - For Academic Year 2019-20 Session**

Welcome: DR. RAM

PRASANNA MANIRAM  
MAHAVIDYALAYA, SARAIRASI,  
FAIZABAD(C-42277)SARAIRASI,  
SARAIRASI,  
FAIZABAD,FAIZABAD,UTTAR  
PRADESH  
User Type: Institute

Administration 

Reports 

Logout

Institute Profile Update OTP Form

OTP has been sent on your Registered Mobile No.

Please Enter 5 Digit OTP \*

3SQGD|

Confirm OTP

**2. Click to  
proceed  
further**

**1. Profile  
updtion is  
enabled through  
OTP  
Authentication.  
Enter OTP  
received on  
INO's mobile**



Test Institute(abcd)Test,PATNA,BIHAR - For Academic Year 2019-20 Session

Institute Profile Update Form

Institute Details

Institute Name *	<input type="text" value="Test Institute"/>	DISE/AISHE/NCVT Code	<input type="text" value="abcd"/>
Institute Nature *	<input type="text" value="Government Institutes"/>	Board State *	<input type="text" value="DELHI"/>
Board/University Name *	<input type="text" value="TEST UNIVERSITY"/>		
Course Level Offered *	<input type="text" value="Choose your option"/> <input type="text" value="HSC/INTERMEDIATE [12TH]/EQUIVALENT"/> <input type="text" value="DEGREE/GRADUATE/UNDER GRADUATE/INTEGRATED"/> <input type="text" value="POSTGRADUATION"/>		
Institute Address *	<input type="text" value="Test"/>		
Institute State *	<input type="text" value="BIHAR"/>	Institution District *	<input type="text" value="PATNA"/>
Institution Taluk/	<input type="text" value="Choose your option"/>	Institute Pincode *	<input type="text" value="110003"/>
		Institute Tan No	<input type="text"/>

 uploaded file

1. To change Institute's affiliation, select the State where Board / University is situated

2. Select the Board / University to which Institute is affiliated with

3. To select multiple course levels, press and hold the Ctrl key on the key board and select the course levels

User Type: Institute

Administration

Reports

Logout

**Institute Address \*** SARAIRASI, SARAIRASI, FAIZABAD

**Institute State \*** UTTAR PRADESH **Institution District \*** FAIZABAD

**Institution Taluk/Block** Choose your option **Institute Pincode \*** 0

**Institute Tin No** **Institute Tan No**

**Registered Certificate \*** Upload

**Contact Person Details**

**Name \*** Ravi **Mobile No \*** 7371011912

**Phone** 24305809 **E-mail \*** ravi123@gmail.com

If you want to change Contact Person Mobile No. Please Click on Send OTP Button after changing Mobile No. Send OTP

**Bank Details**

**IFSC Code** **Bank Account No**

Final Submit

On transfer or change of INO, details can be changed from this section. In case of change in INO's mobile number OTP will be sent on new mobile number for authentication.

User Type: Institute

Administration

Reports

Logout

**Institute Address \*** SARAIRASI, SARAIRASI, FAIZABAD

**Institute State \*** UTTAR PRADESH **Institution District \*** FAIZABAD

**Institution Taluk/Block** Choose your option **Institute Pincode \*** 0

**Institute Tin No** **Institute Tan No**

**Registered Certificate \*** Upload

**Contact Person Details**

**Name \*** Ravi **Mobile No \*** 7371011912

**Phone** 24305809 **E-mail \*** ravi123@gmail.com

If you want to change Contact Person Mobile No. Please Click on Send OTP Button after changing Mobile No. Resend OTP

**Enter OTP Here** 5EPU7

**Bank Details**

**IFSC Code** **Bank Account No**

Final Submit

Click to update the profile information on NSP2.0



Test Institute(abcd)Test,PATNA,BIHAR - For Academic Year 2019-20 Session

Your Profile has been updated successfully!

[Institute Profile Update View](#)

**Institute Updated Details**

<b>Institute Name</b>	Test Institute	<b>DISE/AISHE/NCVT Code</b>	abcd
<b>Institute Nature</b>	Government Institutes	<b>Board State</b>	DELHI
<b>Board/University Name</b>	Test University		
<b>Course Level Offered</b>	{ 1 } HSC/Intermediate [12th]/Equivalent { 2 } Degree/Graduate/Under Graduate/Integrated { 3 } Teacher Trainings { 4 } Polytechnic		
<b>Institute Address</b>	7th Floor, Test Complex, Test Road		
<b>Institute State</b>	BIHAR	<b>Institution District</b>	PATNA
<b>Institution Taluk/Block</b>		<b>Institute Pincode</b>	110003
<b>Institute Tin No</b>		<b>Institute Tan No</b>	
<b>Registration Certificate</b>			

**Contact Person**

<b>Name</b>	Ankit	<b>Phone No</b>	
<b>Phone</b>			

**Bank Details**

<b>IFSC Code</b>	HDFC0CVB007	<b>Bank Account No</b>	
------------------	-------------	------------------------	--

It shows that Institute's profile is updated

Click to update course level, courses and fee in the institute's profile. This option is OTP enabled .



Welcome: Test

Institute(abcd)Test,PATNA,BIHAR  
 User Type: Institute

Administration

- Update Profile
- Add Update Details
- Change Password

Verification

Reports

Logout

**With the help of below options Course Level, Course and Course Fee can be updated. Click on respective button and proceed further**



Add and Update Course Level

Add and Update Course

Add Course Fee

Update Course Fee



Welcome: Test

Institute(abcd)Test,PATNA,BIHAR  
User Type: Institute

Administration



Verification



Reports



Logout